

MODULAR WORKSHOP COMBINATION BETA C45PRO X



Code	B045000001
Dimensions LxWxH mm	2955x495x2000
Weight kg	305
Color	Matt gray, handles with orange profile, chrome Beta logos
Tools not included	

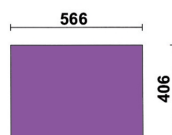
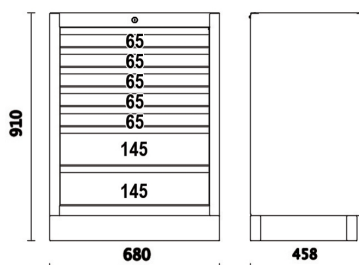
COMPONENTS

- Stainless steel coated MDF worktop
- Fixed module with 7 drawers (C45PRO M7)
- Fixed service module (C45PRO MS)
- Mobile roller cab with 7 drawers (C45PRO C7)
- Two-door tool cabinet (C45PRO A2)
- 3 perforated tool panels (C45PRO PF)
- 3 wall-mounted cabinet (C45PRO PM)
- 3 side wall brackets, wide type (C45PRO SL)
- 1 side wall brackets, narrow type (C45PRO SS)

SINGLE COMPONENTS' DETAILS

Fixed module with 7 drawers (C45PRO M7)

- 7 drawers (566x406 mm) with ball bearing slides
- Drawer bases protected by foamed rubber mats
- Front centralized lock
- With vertically adjustable feet
- Can be fitted with thermoformed trays
- Weight 54,3 kg



h	max
65 mm	25 kg
145 mm	30 kg



Fixed service module (C45PRO MS)

- Built-in waste bin
- Paper roll compartment
- With vertically adjustable feet
- Weight 37 kg



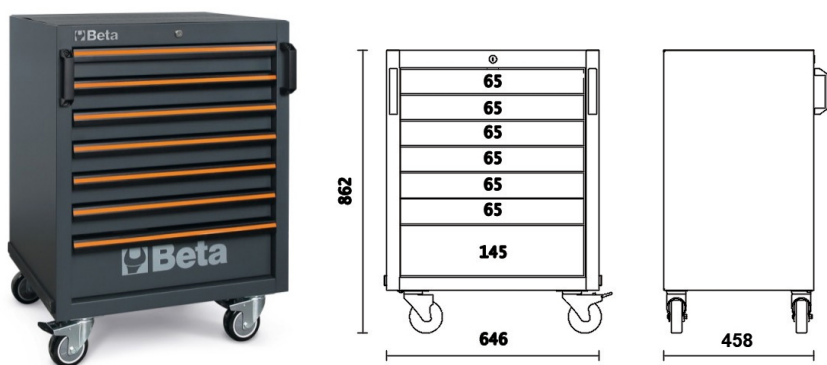
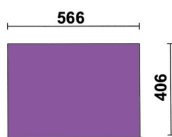
Two-door tool cabinet (C45PRO A2)

- 4 removable, vertically adjustable shelves
- With lock
- Interior dimensions 910x430 mm
- With vertically adjustable feet
- Weight 80 kg



Mobile roller cab with 7 drawers (C45PRO C7)

- 7 drawers (532x406 mm) with ball bearing slides
- 4 steering wheels Ø 100 mm (1 with brake)
- Drawer bases protected by foamed rubber mats
- Front centralized lock
- Can be fitted with thermoformed trays
- Handles built into frame for improved ease of handling
- Weight 50 kg

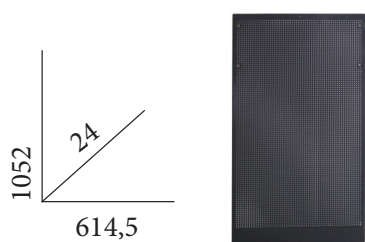


Wall-mounted cabinet (C45PRO PM)

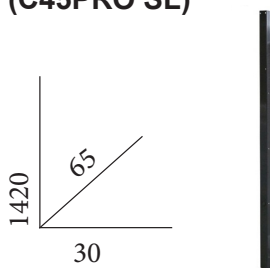
- With gas springs, making it easier to open and close door
- Weight 10 kg



Perforated tool panel (C45PRO PF)



Side wall brackets, wide type (C45PRO SL)



Side wall brackets, narrow type (C45PRO SS)

