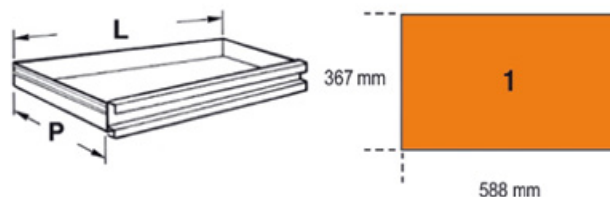






UTENSILI BETA IN TERMOFORMATO MORBIDO M105 ASSORTIMENTO DI 116 UTENSILI
BETA TOOLS IN SOFT THERMOFORMED TRAY M105 WITH 116 TOOLS























CODICE <i>CODE</i>	B024500871
TERMOFORMATO <i>THERMOFORMED</i>	Morbido <i>Soft</i>
PESO (KG) <i>WEIGHT (KG)</i>	8,08
PESO TERMOFORMATO VUOTO (KG) <i>EMPTY THERMOFORMED</i> <i>WEIGHT (KG)</i>	0,66






COMPONENTI
COMPONENTS



ARTICOLO <i>ITEM</i>	CODICE BETA <i>BETA CODE</i>	DESCRIZIONE <i>DESCRIPTION</i>	PEZZI <i>PIECES</i>
	895/1 895/3 895/6	Bussola portainseriti <i>Socket holder</i>	3
	900	Chiavi a bussola esagonali 1/4" <i>1/4" hexagon sockets</i> 4-4,5-5-5,5-6-7-8-9-10-11-12-13-14 mm	13
	900L	Chiavi a bussola a mano lunghe bocca esagonale <i>Hexagon hand sockets, long series</i> 5-6-7-8-9-10-11-12-13 mm	9
	900ME	Chiavi a bussola maschio esagonale 1/4" <i>1/4" socket drivers for hexagon screws</i> 3-4-5-6-7 mm	5

ARTICOLO ITEM	CODICE BETA BETA CODE	DESCRIZIONE DESCRIPTION	PEZZI PIECES
	900LP	Chiavi a bussola a giravite per viti con intaglio <i>Socket drivers for slotted head screws</i> 0,8x4-1x5,5-1,2x6,5-2x8 mm	4
	900PH	Chiavi a bussola a giravite per viti con impronta a croce Phillips® <i>Socket drivers for cross head Phillips®</i> <i>screws</i> PH1-PH2-PH3-PH4	4
	900TX	Chiavi a bussola a giravite maschio per viti con impronta Torx® <i>Socket drivers for Torx® head screws</i> T10-T15-T20-T25-T27-T30-T40	7
	96BPC/SC9	Chiavi maschio esagonale piegate con estremi- tà sferica <i>Ball head offset hexagon key wrenches</i> 1,5-2-2,5-3-4-5-6-8-10 mm	9
	900/20 900/20L 900/21	Prolunga - 1/4" <i>1/4" drive extension bar</i> 50-100-150 mm	3
	900/16	Raccordo con attacco quadro femmina 1/4" e maschio 3/8" <i>Adaptor, 1/4" female and 3/8" male drives</i>	1
	900/25	Snodo 1/4" <i>1/4" drive universal joint</i>	1
	900BG/30	Quadro con impugnatura 1/4" <i>1/4" drive spinner handle</i>	1
	900/42	Quadro scorrevole 1/4" <i>1/4" drive swivel T-handle</i>	1
	900/55	Cricchetto reversibile 1/4" <i>1/4" reversible ratchet</i>	1

ARTICOLO ITEM	CODICE BETA BETA CODE	DESCRIZIONE DESCRIPTION	PEZZI PIECES
	920A	Chiavi a bussola esagonali 1/2" <i>1/2" square drive hexagon sockets</i> 8-10-11-12-13-14-15-16-17-18-19-20-21- 22-23-24-26-27-28-30-32 mm	21
	920/15	Raccordo con attacco quadro femmina 1/2" e maschio 3/8" cromato <i>Adaptor, 1/2" female and 3/8" male drives</i>	1
	920/25	Snodo 1/2" <i>1/2" drive universal joint</i>	1
	910A	Chiavi a bussola esagonali 3/8" <i>Hexagon hand sockets 3/8"</i> 6-7-8-9-10-11-12-13-14-15-16-17-18-19-20-21- 22 mm	17
	920/42	Quadro maschio 1/2" con spina scorrevole <i>1/2" drive sliding T-handle</i>	1
	920/55	Cricchetto reversibile 1/2" <i>1/2" drive reversible ratchet</i>	1
	910/15	Raccordo quadro maschio 1/4" e femmina 3/8" <i>Adaptor, 3/8" female and 1/4" male drivers</i>	1
	910/16	Raccordo quadro maschio 1/2" e femmina 3/8" <i>Adaptor, 3/8" female and 1/2" male drives</i>	1
	910/21	Prolunga - 3/8" 125 mm <i>Extension bar - 3/8" 125 mm</i>	1
	910/22	Prolunga - 3/8" 250 mm <i>Extension bar - 3/8" 250 mm</i>	1

ARTICOLO ITEM	CODICE BETA BETA CODE	DESCRIZIONE DESCRIPTION	PEZZI PIECES
	910/25	Snodo 3/8" 3/8" drive universal joint	1
	910/42	Quadro maschio 3/8" con spina scorrevole 3/8" drive sliding T - handle	1
	910/55	Cricchetto reversibile 3/8" 3/8" drive reversible ratchet	1
	920AN	Prolunga angolare - 1/2" 1/2" wobble extension bar 125 - 250 mm	2
	956E	Chiavi a bussola per candele 3/8" 3/8" square drive spark plug sockets	3